



In Progress

HEER Recipient Reporting Data Collection - Year Two

Last Modified: kkerfoot@rcbc.edu - 4/18/2022, 1:38:17 PM

Page 19 - Review

General Information

Institutions must provide complete answers to each question. However, for the second annual report covering January 1, 2021- December 31, 2021, institutions have the option of taking more time to submit answers to questions marked with a clock symbol 🕒. Institutions can submit answers to questions marked with a clock symbol 🕒 in early 2022 as part of the second annual report (in alignment with the table above) OR in early 2023 as part of the third annual reporting process. Starting with the third annual report, institutions must provide answers to all questions including those marked with a clock symbol 🕒 per the reporting schedule in the table above.

1) Institutional Identifiers and Contact Information:

a) Institution Name ROWAN COLLEGE AT BURLINGTON COUNTY	DUNS # 075491431	HEER(SAM)
---	---------------------	-----------

b) Identify the applicable OPEID(s) for this annual report:

OPEID
00773000

c) Identify the applicable IPEDS unitid(s) for this annual report:

Unitid
183877

d) For this annual report, please report on these HEERF grant PR/Award Numbers:

PR/Award Number (Program) / Award Amount
P425E202202 (Student Aid) / \$12,735,337

PR/Award Number (Program) / Award Amount
P425F201317 (Institutional Portion) / \$17,840,474

PR/Award Number (Program) / Award Amount
P425M200936 (Strengthening Institutions Program) / \$1,358,400

2) Did you expend all of your HEERF I, II, & III funds available prior to the end of the reporting period, making this your final annual report?

Yes No

Institutions that expended all of their HEERF funds in calendar year 2021 may need to finalize their calendar year 2021 reporting in early 2023 if they choose to delay reporting on the questions labeled with a clock symbol 🕒 until the early 2023 reporting timeframe.

Websites

3) Reporting on institution websites:

a) HEERF quarterly reporting webpage URL:

Quarterly Reporting URL
<https://www.rcbc.edu/CARES-HEERF>

b) Student Portion Reporting: Provide all active website URLs posted by your campus, or by the institution on behalf of your campus(es), as required by the public posting requirement from the May 13, 2021 notice in the Federal Register for the student portion including any active URLs that provide archived information.

Student Portion URL
<https://www.rcbc.edu/CARES-HEERF/student-reporting>

- c) Institutional Portion, (a)(1), (a)(2), and (a)(3) reporting: Provide all active website URLs posted by your campus, or by the institution on behalf of your campus(es), as required by the Quarterly Public Reporting Form for (HEERF I, II, III) (a)(1), (a)(2), and (a)(3) Institutional Portion including any active URLs that provide archived information.

Institutional Portion URL

<https://www.rcbc.edu/CARES-HEERF/quarterly-budget-reporting-9302020>

Institutional Portion URL

<https://www.rcbc.edu/CARES-HEERF/quarterly-budget-reporting-12312020>

Institutional Portion URL

<https://www.rcbc.edu/CARES-HEERF/quarterly-budget-reporting-033121>

Institutional Portion URL

<https://www.rcbc.edu/CARES-HEERF/quarterly-budget-reporting-063021>

Institutional Portion URL

<https://www.rcbc.edu/CARES-HEERF/quarterly-budget-reporting-093021>

Institutional Portion URL

https://www.rcbc.edu/00773000_HEERF_Q42021_01102022

See <https://www2.ed.gov/about/offices/list/ope/heerfreporting.html>.

How Aid Helped

4) How has HEERF helped your institution and your students?

- a) HEERF enabled my institution to continue offering planned programs (i.e., programs of study listed in our course catalog) that were at risk of discontinuation due to pandemic-related factors

Strongly disagree Disagree **Neutral** Agree Strongly agree N/A Unable to Determine

- b) HEERF enabled my institution to keep student net prices similar to pre-pandemic levels

Strongly disagree Disagree Neutral Agree **Strongly agree** N/A Unable to Determine

Net price refers to costs covered by students and their families and is calculated by adding tuition, fees, books, supplies, and living costs and subtracting grant and/or scholarship aid (e.g., Pell grants, school-based grants, merit scholarships)

- c) HEERF enabled my institution to keep students enrolled by providing them with electronic devices and Internet access

Strongly disagree Disagree Neutral **Agree** Strongly agree N/A Unable to Determine

- d) HEERF enabled my institution to keep students enrolled who were at risk of dropping out due to pandemic-related factors by providing direct financial support to students

Strongly disagree Disagree Neutral Agree **Strongly agree** N/A Unable to Determine

- e) HEERF enabled my institution to keep faculty, staff, employees, and contractors at full salary levels who were at risk of unemployment due to pandemic-related factors

Strongly disagree Disagree Neutral **Agree** Strongly agree N/A Unable to Determine

- f) HEERF enabled my institution to purchase COVID tests, health screening, and the healthcare needed to help students and faculty

Strongly disagree Disagree Neutral **Agree** Strongly agree N/A Unable to Determine

Aid Determination

5) How did your institution determine which students received emergency financial aid grants to students and how much each student would receive? Please indicate if any of the following strategies were used at least once during the reporting period

- a) Did you ask students to apply for funds? Yes No
- i) Did you use that application to determine the amount of a student's emergency financial aid grant? Yes No
- b) Did you use any institutional administrative data (pre-existing data that did not come from a HEERF-specific application form) in determining the amount of funds awarded to students? Yes No

i) Which of these student factors did you prioritize in the grant determination process?

- 1) Enrollment intensity (i.e., full-time/part-time status, number of credits the student is taking, etc.) Yes No
- 2) Location (i.e., branch campus) Yes No
- 3) Pell Grant eligibility Yes No
- 4) FAFSA data elements Yes No

a) Which FAFSA data elements did you use?

- i) FAFSA Family Income Yes No
- ii) Estimated Family Contribution Yes No
- iii) Independent/Dependent status Yes No

- 5) On-campus/distance education status Yes No
- 6) On-campus/off-campus living arrangements Yes No
- 7) Academic level Yes No
- 8) Other Yes No

c) Did your institution use a specific methodology to calculate award amounts that is captured in a flowchart, set of equations, a formula, or other documentation? Yes No

Upload PDF/MS Word document instructions, directions, or guidance. Include screenshots of relevant websites

The grantee has uploaded 4 file(s) in response to this question.

File Name	Size	Last Modified
q5ci methodology heerf arp fall 2021.pdf	203.3 KB	4/12/2022, 10:47:42 AM
q5ci methodology heerf arp summer 2021.pdf	460.7 KB	4/12/2022, 10:47:42 AM
q5ci methodology heerf crsaa spring 2021.pdf	365.9 KB	4/12/2022, 10:47:42 AM
q5ci methodology heerf crsaa summer 2021.pdf	491.7 KB	4/12/2022, 10:47:46 AM

Aid Distribution



6) How did your institution distribute the emergency financial aid grants to students?

a) Checks

 Yes No

b) Electronic funds transfer /Direct deposit

 Yes No

c) Debit cards

 Yes No

d) Payment apps

 Yes No

e) Other

 Yes No

Emergency Grants - Guidance



7) Did your institution provide any instructions, directions, or guidance to students (e.g., FAQs) about the emergency financial aid grants upon disbursement?

 Yes No

Emergency Grants - Counts, Student, and Institution Funds



8) What percentage of students received emergency grants and how much did students receive in emergency grants by fund type and student type?

Note: In early 2022, for the second annual report covering January 1, 2021-December 31, 2021, institutions have the option of taking more time to submit answers to questions marked with a clock symbol ⌚. Institutions can submit answers to questions marked with a clock symbol ⌚ in early 2022 as part of the second annual report (in alignment with the reporting schedule at the beginning of this data collection form) OR in early 2023 along with reporting the third annual report

a) Complete the following table:

When IPEDS definitions apply (categories labeled with "(IPEDS categories)" in the form), use the same category for each student that is used to report to IPEDS. For the second and third annual HEERF reports (reporting on calendar years 2021 and 2022 in early 2022 and early 2023 respectively), if a student is not reported to IPEDS, for example because they are not enrolled for credit in courses that could lead to an award, then report that student under "Students not categorized in IPEDS." In the fourth, and fifth annual HEERF reports "Students not categorized in IPEDS" will no longer be an option in the form and institutions will need to track all of their students (regardless of if they would be included in IPEDS enrollment counts) and categorize them using the IPEDS classification methodology

Emergency Financial Aid Grants Awarded to Students: Report only disbursements related to Emergency Financial Aid Grants including using those grants to satisfy outstanding accounts. Any disbursements unrelated to Emergency Financial Aid Grants should not be included in the reported expenditures

	Undergraduate ₆ full-time ₇ Pell grant recipients ₈	Undergraduate ₆ full-time ₇ Non- Pell grant recipients ₉	Undergraduate ₆ part-time Pell grant recipients	Undergraduate ₆ part-time Non- Pell grant recipients	Graduate full-time recipients	Graduate part-time recipients	Total
Number of Students How many students were enrolled? (unduplicated count for the reporting period)	Number 1,657	Number 2,976	Number 1,178	Number 4,518	Number 0	Number 0	Total 10,3

	Undergraduate ₆ full-time ₇ Pell grant recipients ₈	Undergraduate ₆ full-time ₇ Non- Pell grant recipients ₉	Undergraduate ₆ part-time Pell grant recipients	Undergraduate ₆ part-time Non- Pell grant recipients	Graduate full-time recipients	Graduate part-time recipients	Total
<p>Number of HEERF Student Recipients – Emergency Grants to Students (unduplicated)</p> <p>How many students received HEERF emergency financial aid grants? (unduplicated across all HEERF sections)</p>	Number 1,310	Number 2,248	Number 845	Number 2,185	Number 0	Number 0	Total 6,58
<p>HEERF (a)(1) Student Aid Portion Amount Disbursed</p> <p>What was the amount disbursed directly to students as Emergency Financial Aid Grants?</p>	Amount \$ 2,388,000	Amount \$ 2,316,000	Amount \$ 1,688,460	Amount \$ 1,388,750	Amount \$ 0	Amount \$ 0	Total \$ 7,7
<p>HEERF (a)(1) Student Aid Portion Amount Disbursed</p> <p>What was the amount of Emergency Financial Aid Grants applied to satisfy student’s outstanding account balance upon receiving affirmative written consent from students to do so?</p> <p><i>If funds were not used for this purpose, report \$0. Include only amounts that benefited students who directly received Emergency Financial Aid Grants.</i></p>	Amount \$ 0	Amount \$ 0	Amount \$ 0	Amount \$ 0	Amount \$ 0	Amount \$ 0	Total \$ 0.0
<p>HEERF (a)(1) Institutional Portion Amount Disbursed</p> <p>What was the amount disbursed directly to students as Emergency Financial Aid Grants?</p>	Amount \$ 0	Amount \$ 0	Amount \$ 0	Amount \$ 0	Amount \$ 0	Amount \$ 0	Total \$ 0.0

	Undergraduate ⁶ full-time ⁷ Pell grant recipients ⁸	Undergraduate ⁶ full-time ⁷ Non- Pell grant recipients ⁹	Undergraduate ⁶ part-time Pell grant recipients	Undergraduate ⁶ part-time Non- Pell grant recipients	Graduate full-time recipients	Graduate part-time recipients	Total
HEERF (a)(1) Institutional Portion Amount Disbursed What was the amount of Emergency Financial Aid Grants applied to satisfy student's outstanding account balances? <i>If funds were not used for this purpose, report \$0. Include only amounts that benefited students who directly received Emergency Financial Aid Grants.</i>	Amount \$0	Amount \$0	Amount \$0	Amount \$0	Amount \$0	Amount \$0	Total \$0.0

⁶For students in both undergraduate and graduate categories, classify as a graduate student.

⁷For students who had multiple enrollment intensities, classify as full-time.

⁸Designate the student as a Pell grant recipient if the student was a Pell grant recipient at any time within the applicable reporting period.

⁹Includes non-FAFSA filers.

Emergency Grants - (a)(2), (a)(3), and (a)(4) Funds

8) What percentage of students received emergency grants and how much did students receive in emergency grants by fund type and student type?

Note: In early 2022, for the second annual report covering January 1, 2021-December 31, 2021, institutions have the option of taking more time to submit answers to questions marked with a clock symbol ⌚. Institutions can submit answers to questions marked with a clock symbol ⌚ in early 2022 as part of the second annual report (in alignment with the reporting schedule at the beginning of this data collection form) OR in early 2023 along with reporting the third annual report

a) Complete the following table:

When IPEDS definitions apply (categories labeled with "(IPEDS categories)" in the form), use the same category for each student that is used to report to IPEDS. For the second and third annual HEERF reports (reporting on calendar years 2021 and 2022 in early 2022 and early 2023 respectively), if a student is not reported to IPEDS, for example because they are not enrolled for credit in courses that could lead to an award, then report that student under "Students not categorized in IPEDS." In the fourth, and fifth annual HEERF reports "Students not categorized in IPEDS" will no longer be an option in the form and institutions will need to track all of their students (regardless of if they would be included in IPEDS enrollment counts) and categorize them using the IPEDS classification methodology

Emergency Financial Aid Grants Awarded to Students: Report only disbursements related to Emergency Financial Aid Grants including using those grants to satisfy outstanding accounts. Any disbursements unrelated to Emergency Financial Aid Grants should not be included in the reported expenditures

	Undergraduate ⁶ full-time ⁷ Pell grant recipients ⁸	Undergraduate ⁶ full-time ⁷ Non- Pell grant recipients ⁹	Undergraduate ⁶ part-time Pell grant recipients	Undergraduate ⁶ part-time Non- Pell grant recipients	Graduate full-time recipients	Graduate part-time recipients	Total
--	---	--	--	--	-------------------------------------	-------------------------------------	-------

	Undergraduate ⁶ full-time ⁷ Pell grant recipients ⁸	Undergraduate ⁶ full-time ⁷ Non- Pell grant recipients ⁹	Undergraduate ⁶ part-time Pell grant recipients	Undergraduate ⁶ part-time Non- Pell grant recipients	Graduate full-time recipients	Graduate part-time recipients	Total
HEERF (a)(2) Amount Disbursed (HBCUs, TCCUs, MSIs, and SIP) What was the amount disbursed directly to students as Emergency Financial Aid Grants? <i>If funds were not used for this purpose, report \$0.</i>	Amount \$0	Amount \$0	Amount \$0	Amount \$0	Amount \$0	Amount \$0	Total \$0.00
HEERF (a)(2) Amount Disbursed (HBCUs, TCCUs, MSIs, and SIP) What was the amount of Emergency Financial Aid Grants applied to satisfy student's outstanding account balances? <i>If funds were not used for this purpose, report \$0. Include only amounts that benefited students who directly received Emergency Financial Aid Grants.</i>	Amount \$0	Amount \$0	Amount \$0	Amount \$0	Amount \$0	Amount \$0	Total \$0.00

⁶For students in both undergraduate and graduate categories, classify as a graduate student.

⁷For students who had multiple enrollment intensities, classify as full-time.

⁸Designate the student as a Pell grant recipient if the student was a Pell grant recipient at any time within the applicable reporting period.

⁹Includes non-FAFSA filers.

Emergency Grants - Min/Max, Calculated Totals, and Averages

Emergency Grants - Title IV

- 8) What percentage of students received emergency grants and how much did students receive in emergency grants by fund type and student type?

Note: In early 2022, for the second annual report covering January 1, 2021-December 31, 2021, institutions have the option of taking more time to submit answers to questions marked with a clock symbol 🕒. Institutions can submit answers to questions marked with a clock symbol 🕒 in early 2022 as part of the second annual report (in alignment with the reporting schedule at the beginning of this data collection form) OR in early 2023 along with reporting the third annual report

- b) 🕒 Among the students enrolled in your institution, how many were NOT Title IV eligible throughout their enrollment during the reporting period?

Enrolled Students Not Eligible
6,862

Based on the Department's Final Regulations issued on May 14, 2021 (86 FR 26608, available at <https://www.federalregister.gov/d/2021-10190>), students are not required to be eligible for Title IV student financial aid in order to receive HEERF emergency financial aid grants. Title IV eligibility for this question is based on the number of students for whom the institution has received an Institutional Student Information Record (ISIR) plus the number of students who completed any alternative form developed by the institution. In reporting these data, students should be classified as Title IV eligible if they were determined to be Title IV eligible at any point during the reporting period.

- i) 🕒 The percentage of students enrolled in your institution who were NOT Title IV eligible throughout their enrollment during the reporting period is

Percentage of Enrolled Students Not Eligible
66.43%

- c) **🕒** Among students who received emergency financial aid grants, how many were NOT Title IV eligible throughout their enrollment during the reporting period?

Students Not Eligible Who Received Grants
3,952

- i) **🕒** The percentage of students who received emergency financial aid grants who were not Title IV eligible throughout their enrollment during the reporting period is

Percentage of Students Not Eligible Who Received Grants
59.99%

Emergency Grants - Race/Ethnicity

- 8) What percentage of students received emergency grants and how much did students receive in emergency grants by fund type and student type?

Note: In early 2022, for the second annual report covering January 1, 2021-December 31, 2021, institutions have the option of taking more time to submit answers to questions marked with a clock symbol 🕒. Institutions can submit answers to questions marked with a clock symbol 🕒 in early 2022 as part of the second annual report (in alignment with the reporting schedule at the beginning of this data collection form) OR in early 2023 along with reporting the third annual report

- d) **🕒** What number of students were enrolled, what number received emergency grants, and how much grant aid did the students receive by IPEDS race/ethnicity categories?

Race/Ethnicity (IPEDS categories)	Enrolled student count (unduplicated)	Number of students who received at least one Emergency Financial Aid Grant (unduplicated)	What was the total amount of Emergency Financial Aid Grants disbursed to students through all HEERF funds?	Average HEERF Amount Awarded
American Indian or Alaska Native	Count 17	Number 10	Amount \$ 6,000	Amount \$600.00
Asian	Count 563	Number 348	Amount \$ 440,000	Amount \$1,264.37
Black or African American	Count 2,003	Number 1,269	Amount \$ 1,742,500	Amount \$1,373.13
Hispanic/Latino	Count 1,466	Number 983	Amount \$ 1,279,460	Amount \$1,301.59
Native Hawaiian or Other Pacific Islander	Count 14	Number 10	Amount \$ 9,750	Amount \$975.00
White	Count 5,519	Number 3,497	Amount \$ 3,709,500	Amount \$1,060.77
Two or more races	Count 444	Number 285	Amount \$ 385,250	Amount \$1,351.75
Race/ethnicity unknown	Count 303	Number 186	Amount \$ 208,750	Amount \$1,122.31
Nonresident alien	Count 0	Number 0	Amount \$ 0	Amount

d) What number of students were enrolled, what number received emergency grants, and how much grant aid did the students receive by IPEDS race/ethnicity categories?

Race/Ethnicity (IPEDS categories)	Enrolled student count (unduplicated)	Number of students who received at least one Emergency Financial Aid Grant (unduplicated)	What was the total amount of Emergency Financial Aid Grants disbursed to students through all HEERF funds?	Average HEERF Amount Awarded
Students not categorized in IPEDS	Count 0	Number 0	Amount \$ 0	Amount

Emergency Grants – Gender and Age

Institutional Expenditures

9) Institutional expenditures

a) Has your institution designated HEERF program funds for a specific purpose or budget objective in future calendar years (for example, operation and maintenance of plant, academic programs, residential programs, future institutional aid)?

Yes No

2) If yes, provide the amount designated for a specific purpose or budget objective by calendar year and HEERF program fund

(a)(1) Institutional Portion

Calendar year 2022
\$ 7,711,030

Calendar year 2023
\$ 0

(a)(2) HBCUs, TCCUs, MSIs, SIP

Calendar year 2022
\$ 0

Calendar year 2023
\$ 0

(a)(3) FIPSE and SAIHE

Calendar year 2022
\$ 0

Calendar year 2023
\$ 0

b) Provide the total amount of HEERF funds expended during the reporting period on each of the following categories:

Providing additional Emergency Financial Aid Grants to students.

Amount in (a)(1) institutional dollars
\$0.00

Amount in (a)(2) dollars, if applicable
\$0.00

Amount in (a)(3) dollars, if applicable
\$0.00

Explanatory Notes
N/A

If not applicable, please enter N/A (or similar) to prevent a missing response warning.

Using Emergency Financial Aid Grants to cover student outstanding account balances for costs such as debt forgiveness, room, board, tuition, or fees.

Amount in (a)(1) institutional dollars
\$0.00

Amount in (a)(2) dollars, if applicable
\$0.00

Amount in (a)(3) dollars, if applicable
\$0.00

Explanatory Notes
N/A

If not applicable, please enter N/A (or similar) to prevent a missing response warning.

Indirect cost recovery/facilities and administrative costs charged on the grants.

Amount in (a)(1) institutional dollars \$ 0.00	Amount in (a)(2) dollars, if applicable \$ 0.00	Amount in (a)(3) dollars, if applicable \$ 0.00
---	--	--

Explanatory Notes
N/A

If not applicable, please enter N/A (or similar) to prevent a missing response warning.

Covering the cost of providing additional technology hardware to students, such as laptops or tablets, or covering the added cost of technology fees.

Amount in (a)(1) institutional dollars \$ 302,662.76	Amount in (a)(2) dollars, if applicable \$ 4,986.55	Amount in (a)(3) dollars, if applicable \$ 0.00
---	--	--

Explanatory Notes
Technology licenses for Nursing students, Adobe licenses, Security Software Licenses for OIT to remote into laptops for students and staff, Laptops and docking stations, monitors, webcams. Distance learning implementation services. Firewalls. Solid State Drives.

If not applicable, please enter N/A (or similar) to prevent a missing response warning.

Providing or subsidizing the costs of high-speed internet to students or faculty to transition to an online environment.

Amount in (a)(1) institutional dollars \$ 0.00	Amount in (a)(2) dollars, if applicable \$ 0.00	Amount in (a)(3) dollars, if applicable \$ 0.00
---	--	--

Explanatory Notes
N/A

If not applicable, please enter N/A (or similar) to prevent a missing response warning.

Subsidizing off-campus housing costs due to dormitory closures or decisions to limit housing to one student per room; subsidizing housing costs to reduce housing density; paying for hotels or other off-campus housing for students who need to be isolated; paying travel expenses for students who need to leave campus early due to coronavirus infections or campus interruptions.

Amount in (a)(1) institutional dollars \$ 0.00	Amount in (a)(2) dollars, if applicable \$ 0.00	Amount in (a)(3) dollars, if applicable \$ 0.00
---	--	--

Explanatory Notes
N/A

If not applicable, please enter N/A (or similar) to prevent a missing response warning.

Subsidizing food service to reduce density in eating facilities, to provide pre-packaged meals, or to add hours to food service operations to accommodate social distancing.

Amount in (a)(1) institutional dollars \$ 0.00	Amount in (a)(2) dollars, if applicable \$ 2,247.50	Amount in (a)(3) dollars, if applicable \$ 0.00
---	--	--

Explanatory Notes
Costs associated with contracting mobile food service vendors.

If not applicable, please enter N/A (or similar) to prevent a missing response warning.

Costs related to operating additional class sections to enable social distancing, such as those for hiring more instructors and increasing campus hours of operations.

Amount in (a)(1) institutional dollars \$ 6,096,875.55	Amount in (a)(2) dollars, if applicable \$ 164,149.15	Amount in (a)(3) dollars, if applicable \$ 0.00
---	--	--

Explanatory Notes
Contracted services to assist with remote student services, furniture for pop up classrooms area workstations, develop open educational resources to reduce student out of pocket expenses. Cost of instruction for faculty/adjuncts transitioning from in person to online.

If not applicable, please enter N/A (or similar) to prevent a missing response warning.

Purchasing safety and operations.

Including costs or expenses related to the disinfecting and cleaning of dorms and other campus facilities, purchases of personal protective equipment (PPE), purchases of cleaning supplies, adding personnel to increase the frequency of cleaning, the reconfiguration of facilities to promote social distancing, etc.

Amount in (a)(1) institutional dollars \$ 1,004,634.25	Amount in (a)(2) dollars, if applicable \$ 32,016.15	Amount in (a)(3) dollars, if applicable \$ 0.00
---	---	--

Explanatory Notes

Salaries and benefits facilities/custodial staff, cleaning supplies, masks, gloves, cleaning equipment, hands free door openers, color coded ID badges/data manager software, directional/informational message boards, outdoor furniture for student areas, HVAC mechanical and electrical upgrades.

If not applicable, please enter N/A (or similar) to prevent a missing response warning.

Purchasing, leasing, or renting additional instructional equipment and supplies (such as laboratory equipment or computers) to reduce the number of students sharing equipment or supplies during a single class period and to provide time for disinfection between uses.

Amount in (a)(1) institutional dollars \$ 159,136.94	Amount in (a)(2) dollars, if applicable \$ 82,184.93	Amount in (a)(3) dollars, if applicable \$ 0.00
---	---	--

Explanatory Notes

Computer equipment for labs, STEM department and Health Science Department equipment for instructional use.

If not applicable, please enter N/A (or similar) to prevent a missing response warning.

Purchasing faculty and staff training in online instruction; or paying additional funds to staff who are providing training in addition to their regular job responsibilities.

Amount in (a)(1) institutional dollars \$ 10,000.00	Amount in (a)(2) dollars, if applicable \$ 0.00	Amount in (a)(3) dollars, if applicable \$ 0.00
--	--	--

Explanatory Notes

Project Management Training for supervisors.

If not applicable, please enter N/A (or similar) to prevent a missing response warning.

Purchasing, leasing, or renting additional equipment or software to enable distance learning, or upgrading campus wi-fi access or extending open networks to parking lots or public spaces, etc.

Amount in (a)(1) institutional dollars \$ 31,868.00	Amount in (a)(2) dollars, if applicable \$ 17,401.35	Amount in (a)(3) dollars, if applicable \$ 0.00
--	---	--

Explanatory Notes

Distance learning software license, subscription license to manager and safeguard devices. Licenses for student remote learning.

If not applicable, please enter N/A (or similar) to prevent a missing response warning.

Implementing evidence-based practices to monitor and suppress coronavirus in accordance with public health guidelines.

Including funding to cover the cost of vaccine distribution.

Amount in (a)(1) institutional dollars \$ 0.00	Amount in (a)(2) dollars, if applicable \$ 0.00	Amount in (a)(3) dollars, if applicable \$ 0.00
---	--	--

Explanatory Notes

Though funds not charged in 2021, Public Safety suppressed the coronavirus by screening staff, students, visitors with infrared thermometers - checking temperature upon entry to a building. employee mobile app to self declare symptom free. Conducting contact tracing.

If not applicable, please enter N/A (or similar) to prevent a missing response warning.

Conducting direct outreach to financial aid applicants about the opportunity to receive a financial aid adjustment due to the recent unemployment of a family member or independent student, or other circumstances, described in section 479A of the Higher Education Act of 1965.

Amount in (a)(1) institutional dollars \$ 0.00	Amount in (a)(2) dollars, if applicable \$ 0.00	Amount in (a)(3) dollars, if applicable \$ 0.00
---	--	--

Explanatory Notes

Though funds not charged in 2021, emails were disbursed to alert students they may be eligible for a financial aid re-evaluation.

If not applicable, please enter N/A (or similar) to prevent a missing response warning.

Replacing lost revenue from all sources.

Please see the Department's HEERF Lost Revenue FAQs (March 19, 2021) for more information regarding what may be appropriately included in an estimate of lost revenue.

Amount in (a)(1) institutional dollars
\$ 0.00

Amount in (a)(2) dollars, if applicable
\$ 0.00

Amount in (a)(3) dollars, if applicable
\$ 0.00

Explanatory Notes

Lost Revenue will be charged in 2022 to reflect FY22 losses in tuition, fees, facility rental, and occupancy.

If not applicable, please enter N/A (or similar) to prevent a missing response warning.

Other Uses of (a)(1) Institutional Portion funds.

Amount in (a)(1) institutional dollars
\$ 18,209.34

Explanatory Notes

Staff and student support to troubleshoot system related issues.

If not applicable, please enter N/A (or similar) to prevent a missing response warning.

Other uses of (a)(2) or (a)(3) funds, if applicable.

Amount in (a)(2) dollars, if applicable
\$ 26,132.87

Amount in (a)(3) dollars, if applicable
\$ 0.00

Explanatory Notes

Installation costs for furniture in student areas. Part time accounting staff to track requisitions.

If not applicable, please enter N/A (or similar) to prevent a missing response warning.

Annual Institutional Expenditures for each Program

Amount in (a)(1) institutional dollars
\$ 7,623,386.84

Amount in (a)(2) dollars, if applicable
\$ 329,118.50

Amount in (a)(3) dollars, if applicable
\$ 0.00

Total of Institutional Annual Expenditures

Amount in all institutional dollars
\$ 7,952,505.34

Lost Revenue



c) Estimate how much of the lost revenue reported above came from revenue lost from each of the following sources:

These categories are the categories described in Question 3 of the HEERF Lost Revenue FAQs (March 19, 2021, available at <https://www2.ed.gov/about/offices/list/ope/heerflostrevenuefaqs.pdf>).

Academic Resources
Estimated Amount
\$ 0

Unpaid student accounts receivable or other student account debts (including tuition, fees, and institutional charges)
Estimated Amount
\$ 0

Room and board
Estimated Amount
\$ 0

Enrollment declines, including reduced tuition, fees, and institutional charges
Estimated Amount
\$ 0

Supported research
Estimated Amount
\$ 0

Summer terms and camps
Estimated Amount
\$ 0

Auxiliary services sources
Estimated Amount
\$ 0

Cancelled ancillary events
Estimated Amount
\$ 0

Disruption of food service
Estimated Amount
\$ 0

Dormitory services

Estimated Amount

\$ 0

Childcare services

Estimated Amount

\$ 0

Use of facilities or venues, including external events such as weddings, receptions, or conferences (other than facilities associated with sectarian instruction or religious worship)

Estimated Amount

\$ 0

Bookstore revenue

Estimated Amount

\$ 0

Parking revenue

Estimated Amount

\$ 0

Lease revenue

Estimated Amount

\$ 0

Royalties

Estimated Amount

\$ 0

Other operating revenue

Estimated Amount

\$ 0

Total (a)(1) lost revenue funds

\$ 0.00

Total (a)(2) lost revenue funds

\$ 0.00

Total (a)(3) lost revenue funds

\$ 0.00

TOTAL LOST REVENUE HEERF

\$ 0.00

*Estimated amounts need to sum to amounts reported in 9b***Enrollment - Academic**

- 10) Provide the unduplicated count of students who were enrolled at least once as a degree/certificate seeking student within the reporting period and their enrollment status at the end reporting period. The three statuses (completed, withdrawn, and still enrolled) need to add up to the total number of students enrolled.

Calendar year 2021: Enrollment status for all degree/certificate seeking students

- a) Complete the following table for the applicable reporting period

	Number of degree/certificate seeking students	Number of degree/certificate seeking students who completed a program at your institution during the reporting period	Number of degree/certificate seeking students who did not complete during the reporting period but were still enrolled at your institution (i.e., last enrollment record at the end of the reporting period is not a withdraw record)	Number of degree/certificate seeking students who did not complete and withdrew from your institution (i.e., no completion record during the reporting period and the last enrollment record at the end of the reporting period is a withdraw record)
Academic level UNDERGRADUATE STUDENTS <i>For students in both undergraduate and graduate categories, classify as a graduate student</i>	Number 9,251	Number 1,520	Number 5,456	Number 2,275

Academic level GRADUATE STUDENTS <i>For students in both undergraduate and graduate categories, classify as a graduate student</i>	Number 0	Number 0	Number 0	Number 0
Pell grant status (undergraduates only) PELL GRANT RECIPIENTS <i>Designate the student as a Pell grant recipient if the student was a Pell grant recipient at any time within the applicable reporting period</i>	Number 2,835	Number 469	Number 1,822	Number 544
Pell grant status (undergraduates only) NON-PELL GRANT RECIPIENTS <i>Designate the student as a Pell grant recipient if the student was a Pell grant recipient at any time within the applicable reporting period</i>	Number 6,416	Number 1,051	Number 3,634	Number 1,731
Enrollment intensity PART-TIME <i>For students who had multiple enrollment intensities, classify as full-time</i>	Number 4,734	Number 648	Number 2,462	Number 1,624
Enrollment intensity FULL-TIME <i>For students who had multiple enrollment intensities, classify as full-time</i>	Number 4,517	Number 872	Number 2,994	Number 651

Calendar year 2020: Enrollment status for all degree/certificate seeking students

b) Complete the following table

This table provides a historical comparison point for the current reporting period and since it is historical information it does not have to be updated on an annual basis. Institutions should submit responses in the early 2022 data collection process. However, if institutions need more time, they can submit responses in the early 2023 data collection process

	Number of degree/certificate seeking students enrolled during the calendar year	Number of degree/certificate seeking students who completed a program at your institution during the calendar year	Number of degree/certificate seeking students who did not complete calendar year but were still enrolled at your institution (i.e., last enrollment record at the end of the calendar year is not a withdraw record)	Number of degree/certificate seeking students who did not complete calendar year and withdrew from your institution (i.e., no completion record and the last enrollment record at the end of the calendar year is a withdraw record)
Academic level UNDERGRADUATE STUDENTS <i>For students in both undergraduate and graduate categories, classify as a graduate student</i>	Number 9,846	Number 1,312	Number 5,614	Number 2,920
Academic level GRADUATE STUDENTS <i>For students in both undergraduate and graduate categories, classify as a graduate student</i>	Number 0	Number 0	Number 0	Number 0







	Number of degree/certificate seeking students enrolled during the calendar year	Number of degree/certificate seeking students who completed a program at your institution during the calendar year	Number of degree/certificate seeking students who did not complete calendar year but were still enrolled at your institution (i.e., last enrollment record at the end of the calendar year is not a withdraw record)	Number of degree/certificate seeking students who did not complete calendar year and withdrew from your institution (i.e., no completion record and the last enrollment record at the end of the calendar year is a withdraw record)
Pell grant status (undergraduates only)  PELL GRANT RECIPIENTS <i>Designate the student as a Pell grant recipient if the student was a Pell grant recipient at any time within the applicable reporting period</i>	Number 3,095	Number 430	Number 1,893	Number 772
Pell grant status (undergraduates only)  NON-PELL GRANT RECIPIENTS <i>Designate the student as a Pell grant recipient if the student was a Pell grant recipient at any time within the applicable reporting period</i>	Number 6,751	Number 882	Number 3,721	Number 2,148
Enrollment intensity  PART-TIME <i>For students who had multiple enrollment intensities, classify as full-time</i>	Number 5,417	Number 588	Number 2,600	Number 2,229
Enrollment intensity  FULL-TIME <i>For students who had multiple enrollment intensities, classify as full-time</i>	Number 4,429	Number 724	Number 3,014	Number 691

Calendar year 2019: Enrollment status for all degree/certificate seeking students

c) Complete the following table

This table provides a historical comparison point for the current reporting period and since it is historical information it does not have to be updated on an annual basis. Institutions should submit responses in the early 2022 data collection process. However, if institutions need more time, they can submit responses in the early 2023 data collection process

	Number of degree/certificate seeking students enrolled during the calendar year	Number of degree/certificate seeking students who completed a program at your institution during the calendar year	Number of degree/certificate seeking students who did not complete calendar year but were still enrolled at your institution (i.e., last enrollment record at the end of the calendar year is not a withdraw record)	Number of degree/certificate seeking students who did not complete calendar year and withdrew from your institution (i.e., no completion record and the last enrollment record at the end of the calendar year is a withdraw record)

	Number of degree/certificate seeking students enrolled during the calendar year	Number of degree/certificate seeking students who completed a program at your institution during the calendar year	Number of degree/certificate seeking students who did not complete calendar year but were still enrolled at your institution (i.e., last enrollment record at the end of the calendar year is not a withdraw record)	Number of degree/certificate seeking students who did not complete calendar year and withdrew from your institution (i.e., no completion record and the last enrollment record at the end of the calendar year is a withdraw record)
Academic level  UNDERGRADUATE STUDENTS <i>For students in both undergraduate and graduate categories, classify as a graduate student</i>	Number 9,782	Number 1,664	Number 5,561	Number 2,557
Academic level  GRADUATE STUDENTS <i>For students in both undergraduate and graduate categories, classify as a graduate student</i>	Number 0	Number 0	Number 0	Number 0
Pell grant status (undergraduates only)  PELL GRANT RECIPIENTS <i>Designate the student as a Pell grant recipient if the student was a Pell grant recipient at any time within the applicable reporting period</i>	Number 3,267	Number 498	Number 954	Number 1,815
Pell grant status (undergraduates only)  NON-PELL GRANT RECIPIENTS <i>Designate the student as a Pell grant recipient if the student was a Pell grant recipient at any time within the applicable reporting period</i>	Number 6,515	Number 1,166	Number 4,607	Number 742
Enrollment intensity  PART-TIME <i>For students who had multiple enrollment intensities, classify as full-time</i>	Number 5,210	Number 716	Number 2,563	Number 1,931
Enrollment intensity  FULL-TIME <i>For students who had multiple enrollment intensities, classify as full-time</i>	Number 4,572	Number 948	Number 2,998	Number 626

Enrollment - Race

- 10) Provide the unduplicated count of students who were enrolled at least once as a degree/certificate seeking student within the reporting period and their enrollment status at the end reporting period. The three statuses (completed, withdrawn, and still enrolled) need to add up to the total number of students enrolled.

Calendar year 2021: Enrollment status for all degree/certificate seeking students

- a) Complete the following table for the applicable reporting period

	Number of degree/certificate seeking students	Number of degree/certificate seeking students who completed a program at your institution during the reporting period	Number of degree/certificate seeking students who did not complete during the reporting period but were still enrolled at your institution (i.e., last enrollment record at the end of the reporting period is not a withdraw record)	Number of degree/certificate seeking students who did not complete and withdrew from your institution (i.e., no completion record during the reporting period and the last enrollment record at the end of the reporting period is a withdraw record)
Race/ethnicity (IPEDS categories) ⓘ AMERICAN INDIAN OR ALASKA NATIVE	Number 15	Number 3	Number 8	Number 4
Race/ethnicity (IPEDS categories) ⓘ ASIAN	Number 477	Number 91	Number 275	Number 111
Race/ethnicity (IPEDS categories) ⓘ BLACK OR AFRICAN AMERICAN	Number 1,834	Number 231	Number 1,095	Number 508
Race/ethnicity (IPEDS categories) ⓘ HISPANIC/LATINO	Number 1,390	Number 204	Number 843	Number 343
Race/ethnicity (IPEDS categories) ⓘ NATIVE HAWAIIAN OR OTHER PACIFIC ISLANDER	Number 12	Number 1	Number 8	Number 3
Race/ethnicity (IPEDS categories) ⓘ WHITE	Number 4,842	Number 881	Number 2,839	Number 1,122
Race/ethnicity (IPEDS categories) ⓘ TWO OR MORE RACES	Number 414	Number 59	Number 244	Number 111
Race/ethnicity (IPEDS categories) ⓘ RACE/ETHNICITY UNKNOWN	Number 267	Number 50	Number 144	Number 73
Race/ethnicity (IPEDS categories) ⓘ NONRESIDENT ALIEN	Number 0	Number 0	Number 0	Number 0

Calendar year 2020: Enrollment status for all degree/certificate seeking students ⓘ

b) Complete the following table

This table provides a historical comparison point for the current reporting period and since it is historical information it does not have to be updated on an annual basis. Institutions should submit responses in the early 2022 data collection process. However, if institutions need more time, they can submit responses in the early 2023 data collection process

	Number of degree/certificate seeking students enrolled during the calendar year	Number of degree/certificate seeking students who completed a program at your institution during the calendar year	Number of degree/certificate seeking students who did not complete calendar year but were still enrolled at your institution (i.e., last enrollment record at the end of the calendar year is not a withdraw record)	Number of degree/certificate seeking students who did not complete calendar year and withdrew from your institution (i.e., no completion record and the last enrollment record at the end of the calendar year is a withdraw record)
Race/ethnicity (IPEDS categories) ⓘ AMERICAN INDIAN OR ALASKA NATIVE	Number 20	Number 5	Number 10	Number 5
Race/ethnicity (IPEDS categories) ⓘ ASIAN	Number 468	Number 52	Number 262	Number 154
Race/ethnicity (IPEDS categories) ⓘ BLACK OR AFRICAN AMERICAN	Number 1,971	Number 202	Number 1,113	Number 656
Race/ethnicity (IPEDS categories) ⓘ HISPANIC/LATINO	Number 1,433	Number 174	Number 836	Number 423
Race/ethnicity (IPEDS categories) ⓘ NATIVE HAWAIIAN OR OTHER PACIFIC ISLANDER	Number 12	Number 0	Number 9	Number 3
Race/ethnicity (IPEDS categories) ⓘ WHITE	Number 5,232	Number 775	Number 2,989	Number 1,468
Race/ethnicity (IPEDS categories) ⓘ TWO OR MORE RACES	Number 401	Number 61	Number 231	Number 109
Race/ethnicity (IPEDS categories) ⓘ RACE/ETHNICITY UNKNOWN	Number 309	Number 43	Number 164	Number 102
Race/ethnicity (IPEDS categories) ⓘ NONRESIDENT ALIEN	Number 0	Number 0	Number 0	Number 0

Calendar year 2019: Enrollment status for all degree/certificate seeking students ⓘ

c) Complete the following table

This table provides a historical comparison point for the current reporting period and since it is historical information it does not have to be updated on an annual basis. Institutions should submit responses in the early 2022 data collection process. However, if institutions need more time, they can submit responses in the early 2023 data collection process

	Number of degree/certificate seeking students enrolled during the calendar year	Number of degree/certificate seeking students who completed a program at your institution during the calendar year	Number of degree/certificate seeking students who did not complete calendar year but were still enrolled at your institution (i.e., last enrollment record at the end of the calendar year is not a withdraw record)	Number of degree/certificate seeking students who did not complete calendar year and withdrew from your institution (i.e., no completion record and the last enrollment record at the end of the calendar year is a withdraw record)
Race/ethnicity (IPEDS categories) ⓘ AMERICAN INDIAN OR ALASKA NATIVE	Number 21	Number 1	Number 14	Number 6
Race/ethnicity (IPEDS categories) ⓘ ASIAN	Number 443	Number 71	Number 260	Number 112
Race/ethnicity (IPEDS categories) ⓘ BLACK OR AFRICAN AMERICAN	Number 2,128	Number 287	Number 1,213	Number 628
Race/ethnicity (IPEDS categories) ⓘ HISPANIC/LATINO	Number 1,433	Number 178	Number 888	Number 367
Race/ethnicity (IPEDS categories) ⓘ NATIVE HAWAIIAN OR OTHER PACIFIC ISLANDER	Number 12	Number 1	Number 9	Number 2
Race/ethnicity (IPEDS categories) ⓘ WHITE	Number 5,024	Number 1,018	Number 2,776	Number 1,230
Race/ethnicity (IPEDS categories) ⓘ TWO OR MORE RACES	Number 391	Number 48	Number 230	Number 113
Race/ethnicity (IPEDS categories) ⓘ RACE/ETHNICITY UNKNOWN	Number 330	Number 60	Number 171	Number 99
Race/ethnicity (IPEDS categories) ⓘ NONRESIDENT ALIEN	Number 0	Number 0	Number 0	Number 0

Enrollment - Gender/Age



FTE Positions



Accreditor Approval



Higher Education Emergency Relief Fund (HEERF)

Recipient Reporting Data Collection - Year Two

In Progress

Last Modified: kkerfoot@rcbc.edu - 4/18/2022, 1:21:14 PM

Page Navigation

(click on a circle to navigate directly to that page)

1 2 2 6 2 6 2 6 6

19 19 19 19 19 19 19 19 19 19 19 Submission

Page 20 - Subm

Are you sure you want to submit?

Please note, once submitted, the report will no longer be available to edit.

By clicking submit, I certify that to the best of my knowledge and belief, all of the information and data in this annual report are true and correct. I am aware that any false, fictitious, or fraudulent statements or claims may subject me or my organization to criminal, civil, or administrative penalties. I further acknowledge and agree that the failure to comply with all Assurances and Certifications, all relevant provisions and requirements of the Coronavirus Aid, Relief, and Economic Security Act or CARES Act, Pub. L. No. 116-136 (March 27, 2020), or any other applicable law or regulation may result in liability under the False Claims Act, 31 U.S.C. § 3729, et seq.; OMB Guidelines to Agencies on Governmentwide Debarment and Suspension (Nonprocurement) in 2 CFR part 180, as adopted and amended as regulations of the Department in 2 CFR part 3485; and 18 USC § 1002, as appropriate.

Cancel Submit

This collection

If warnings are acceptable

Prime Level Data

Validation W

HEERF-

Download Issues as Excel

Previous Cancel Submit

Page Navigation

(click on a circle to navigate directly to that page)

2 2 2 6 6 6 7 6 6

19 19 19 19 19 19 19 19 19 19 19 Submission



ESF / ESF Reporting

ESF Reporting

Please select an annual report to edit/submit

Higher Education Emergency Relief Fund (HEERF)

IHE Name	IHE Duns #	Annual Report	Status	Access Form
ROWAN COLLEGE AT BURLINGTON COUNTY	075491431	Year One	Submitted	Enter
ROWAN COLLEGE AT BURLINGTON COUNTY	075491431	Year Two	Submitted	Enter

HEER - 075491431 - 2021 Submission External Inbox x



careshelpdesk@aemcorp.com

to me ▾

1:43 PM (21 minutes ago)



HEER - 075491431 - 2021 Submission

By kkerfoot@rcbc.edu on 2022-04-18T17:44:01.633Z

Thank you for submitting your HEER annual report and please feel free to log back into the reporting tool if you need to review your submission or download a copy of your report.

← Reply

→ Forward