

# Burlington County College

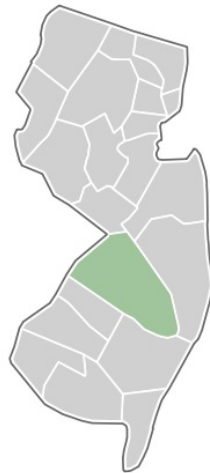
601 Pemberton Browns Mills Road

Pemberton, New Jersey 8068

609.894.9311

## Economy Overview

Jobstown 08041

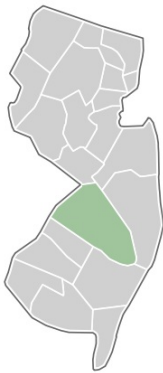


\* Highlighted areas show counties that contain the selected zip codes

## Report Info

<b>Dataset Version</b>	2013.4 Class of Worker
<b>Class of Worker Categories</b>	QCEW Employees
<b>Timeframe</b>	2001 - 2016
<b>Region Name</b>	Jobstown 08041
<b>ZIP Codes</b>	
08041 Jobstown (in Burlington county, NJ)	

## Jobstown 08041





















\* Highlighted areas show counties that contain the selected zip codes

Population (2013)	665
Jobs (2013)	331
Average Earnings (2013)	\$51,825
Unemployed (8/2013)	N/A for ZIP Regions
Completions (2010)	0
GRP	N/A for ZIP Regions
Exports	N/A for ZIP Regions
Imports	N/A for ZIP Regions

## Jobstown 08041 | Population

**665**  
2013 Population  
0.0% of State

**0.1%**  
Population Growth for the Last 5 Years  
State Growth 2.1%

Age Group	2013 Population	% of Population	
Under 5 years	20	3.0%	
5 to 9 years	45	6.8%	
10 to 14 years	59	8.8%	
15 to 19 years	50	7.5%	
20 to 24 years	34	5.1%	
25 to 29 years	26	3.9%	
30 to 34 years	16	2.4%	
35 to 39 years	44	6.7%	
40 to 44 years	41	6.2%	
45 to 49 years	73	11.0%	
50 to 54 years	60	9.0%	
55 to 59 years	57	8.6%	
60 to 64 years	44	6.6%	
65 to 69 years	35	5.2%	
70 to 74 years	19	2.9%	
75 to 79 years	19	2.9%	
80 to 84 years	10	1.5%	
85 years and over	13	2.0%	

## Jobstown 08041 | Jobs by Industry

331

Total Jobs (2013)















NAICS	Industry	2013 Jobs	
11	Agriculture, Forestry, Fishing and Hunting	91	
21	Mining, Quarrying, and Oil and Gas Extraction	0	
22	Utilities	3	
23	Construction	12	
31	Manufacturing	13	
42	Wholesale Trade	46	
44	Retail Trade	25	
48	Transportation and Warehousing	0	
51	Information	0	
52	Finance and Insurance	0	
53	Real Estate and Rental and Leasing	4	
54	Professional, Scientific, and Technical Services	1	
55	Management of Companies and Enterprises	0	
56	Administrative and Support and Waste Management and Remediation Services	35	
61	Educational Services (Private)	0	
62	Health Care and Social Assistance	7	
71	Arts, Entertainment, and Recreation	9	
72	Accommodation and Food Services	2	
81	Other Services (except Public Administration)	8	
90	Government	74	
99	Unclassified Industry	0	

## Jobstown 08041 | Average Earnings by Industry

**\$51,825**

Avg. Earnings (2013)

85% of Nation Avg.

NAICS	Industry	Avg. Earnings (2013)	
11	Agriculture, Forestry, Fishing and Hunting	\$39,641	
21	Mining, Quarrying, and Oil and Gas Extraction	\$0	
22	Utilities	\$183,686	
23	Construction	\$61,875	
31	Manufacturing	\$83,523	
42	Wholesale Trade	\$52,082	
44	Retail Trade	\$26,923	
48	Transportation and Warehousing		
51	Information		
52	Finance and Insurance		
53	Real Estate and Rental and Leasing	\$62,540	
54	Professional, Scientific, and Technical Services	\$88,884	
55	Management of Companies and Enterprises		
56	Administrative and Support and Waste Management and Remediation Services	\$26,944	
61	Educational Services (Private)	\$44,872	
62	Health Care and Social Assistance	\$36,091	
71	Arts, Entertainment, and Recreation	\$16,462	
72	Accommodation and Food Services	\$26,010	
81	Other Services (except Public Administration)	\$43,376	
90	Government	\$81,151	
99	Unclassified Industry		

## Regional Trends

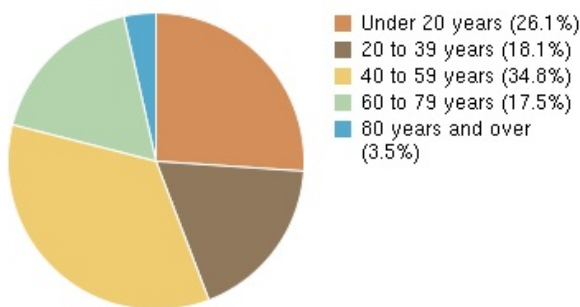


Region	2001 Jobs	2016 Jobs	% Change
● Jobstown 08041	347	335	-3.6%

## Largest Openings/Completions Gaps

Occupation	Related Completions (2010)	Annual Openings (2013)
General and Operations Managers (11-1021)	0	0
Sales Representatives, Wholesale and Manufacturing, Technical and Scientific Products (41-4011)	0	0
Sales Engineers (41-9031)	0	0
Sales Managers (11-2022)	0	0
Accountants and Auditors (13-2011)	0	0

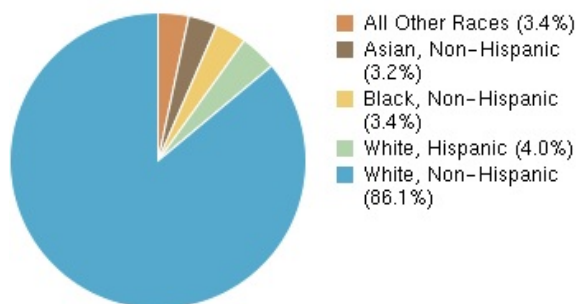
## 2013 Age Demographics



## Growing/Declining Occupations

Occupation	Change in Jobs (2001-2016)
Security Guards (33-9032)	12
Retail Salespersons (41-2031)	2
Parts Salespersons (41-2022)	1
Farmers, Ranchers, and Other Agricultural Managers (11-9013)	-2
Automotive Service Technicians and Mechanics (49-3023)	-4
Farmworkers and Laborers, Crop, Nursery, and Greenhouse (45-2092)	-16

## 2013 Race Demographics



## Growing/Declining Industries

Industry	Change in Jobs (2001-2016)
Motor Vehicle Parts (Used) Merchant Wholesalers (423140)	25
Security Guards and Patrol Services (561612)	13
Electrical Apparatus and Equipment, Wiring Supplies, and Related Equipment Merchant Wholesalers (423610)	9
Other Automotive Mechanical and Electrical Repair and Maintenance (811118)	-10
Flower, Nursery Stock, and Florists' Supplies Merchant Wholesalers (424930)	-17
Crop Production (111000)	-21

## Top Regional Businesses

Business Name	Local Employees
Springfield Township Elem. School	57
Alfa-tronics, Inc	18
J & L Custom Cabinetry	15
Double Pr Equine Facility Inc.	13
Glodack Electric Corp.	10

Source: Equifax Business-Level Data

DISCLAIMER: Business Data by Equifax is third-party data provided by EMSI to its customers as a convenience, and EMSI does not endorse or warrant its accuracy or consistency with other published EMSI data.



## Data Sources and Calculations

---

### Institution Data

The institution data in this report is taken directly from the national IPEDS database published by the U.S. Department of Education's National Center for Education Statistics.

### Completers Data

The completers data in this report is taken directly from the national IPEDS database published by the U.S. Department of Education's National Center for Education Statistics.

### Demographic Data

The demographic data in this report is compiled from several sources using a specialized process. Sources include annual population estimates and population projections from the US Census Bureau, birth and mortality rates from the US Health Department, and projected regional job growth.

### Industry Data

EMSI industry data have various sources depending on the class of worker. (1) For QCEW Employees, EMSI primarily uses the QCEW (Quarterly Census of Employment and Wages), with supplemental estimates from County Business Patterns and Current Employment Statistics. (2) Non-QCEW employees data are based on a number of sources including QCEW, Current Employment Statistics, County Business Patterns, BEA State and Local Personal Income reports, the National Industry-Occupation Employment Matrix (NIOEM), the American Community Survey, and Railroad Retirement Board statistics. (3) Self-Employed and Extended Proprietor classes of worker data are primarily based on the American Community Survey, Nonemployer Statistics, and BEA State and Local Personal Income Reports. Projections for QCEW and Non-QCEW Employees are informed by NIOEM and long-term industry projections published by individual states.

### State Data Sources

This report uses state data from the following agencies: New Jersey Department of Labor and Workforce Development

### Occupation Data

EMSI occupation employment data are based on final EMSI industry data and final EMSI staffing patterns. Wage estimates are based on Occupational Employment Statistics (QCEW and Non-QCEW Employees classes of worker) and the American Community Survey (Self-Employed and Extended Proprietors). Occupational wage estimates also affected by county-level EMSI earnings by industry.

### Equifax Business-Level Data

Data for individual businesses is provided by Equifax (<http://www.equifax.com/commercial/>), which maintains a database of more than 20 million U.S. business entities. Note that in aggregate it will not be consistent with EMSI labor market data due to differences in definitions, methodology, coverage, and industry/geographic classification.

